

MolDesk Init ver.1.1 Readme

1. Contents

Readme_Init_en.pdf	This document
Readme_Init.pdf	This document (Japanese)
moldesk_init_64_setup_1.1.105.exe	Installer for Windows 64bit

2. Environment

This application runs on the following environment.

OS	Windows 11 / 10
----	-----------------

3. Install

3.1. Windows

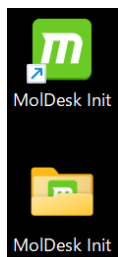
3.1.1. Install MolDesk Init

Execute the installer which corresponds to JRE.

Environment	Installer
Windows 64bit	moldesk_init_64_setup_1.1.105.exe








- When the message " Windows SmartScreen prevented an unrecognized app from running. ***" is shown on Windows, select "More info" and click "Run anyway" button to install.
- If the old version has been installed, uninstall it and install new version.
- When changing the folder of the installation, don't include a space character in the folder name.

MolDesk Init ver.1.1 Readme



A MolDesk Init start icon and a MolDesk Init folder are generated on desktop of user after installation.

There are files and folders as follows in MolDesk Init folder.

 sample	Sample input files
 MolDesk Init	MolDesk Init start icon
 MolDesk_Basic_ver.1.1_Manual.pdf	MolDesk Basic Manual (Japanese)
 MolDesk_Basic_ver.1.1_Manual_en.pdf	MolDesk Basic Manual (English)
 MolDesk_Init_ver.1.1_QuickManual.pdf	Quick manual (Japanese)
 MolDesk_Init_ver.1.1_QuickManual_en.pdf	Quick manual (English)
 uninstall MolDesk Init	Uninstall icon

3.1.2. Uninstall MolDesk Init

Run uninstall icon as bellow or uninstall from " Programs and Features" of control panel.